

**LAST CHANCE TO SUBMIT YOUR ABSTRACT FOR ET 2023**

The European Conference on Embolotherapy, taking place in Valencia from June 21-24, will once again unite healthcare professionals from around the world to discuss daily practice, new developments, and the latest research in one of IR's fastest growing fields. You too can contribute your experience or research results to this unique knowledge exchange by submitting your abstract by Feb. 16!



**Share your video case**

You now have the chance to submit your video case to CIRSE 2023 where you will be able to guide the audience through your intervention, give insights into your decision-making process, and provide procedural tips and tricks. After your presentation, the audience will have the opportunity to ask questions and discuss the case with you. Find out what topics we are looking for and make sure to submit your case by Feb. 28!



**Bring your MDT colleague**

Don't miss the opportunity to bring one of your non-radiologist MDT colleagues to ECIO free of charge and show them all that interventional oncology brings to the table! The CACI programme gives all IRs and radiologists registered for ECIO 2023 the chance to bring their colleague free of charge to provide them with a deeper awareness of IO procedures and intensify their cooperation with their team's interventionalist. Find out more and talk to your colleagues today!



**Early registration**

The spring courses of the European School of Interventional Radiology are booking up fast, so make sure you secure your spot for the course of your choice today! There are still places available for the course on non-liquid embolization from A to Z taking place from May 25-26 in Strasbourg and the course on portovenous interventions of the liver from June 15-16 in Düsseldorf. Register now to catch the early fee!



**Osteoporosis webinar**

The second instalment of this year's MSK webinar series on musculoskeletal interventions will delve into osteoporosis, exploring clinical examination, advanced image navigation techniques, patient care, and various therapy options for osteoporotic vertebral fractures. Make sure to mark Feb. 23, 17:00 CET, in your calendar to be there live and ask the expert panel your questions!



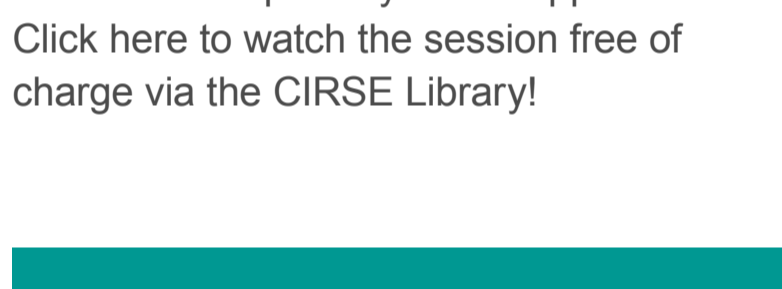
**Shaping the future of IR**

At CIRSE 2022, some of the world's top IR experts got together for a very interesting session on which aspects of the field are key to its future development. The panel covered topics such as why interventional radiologists are clinicians, the recruitment of the next generation of IRs, and the intricacies of specialty status application. Click here to watch the session free of charge via the CIRSE Library!



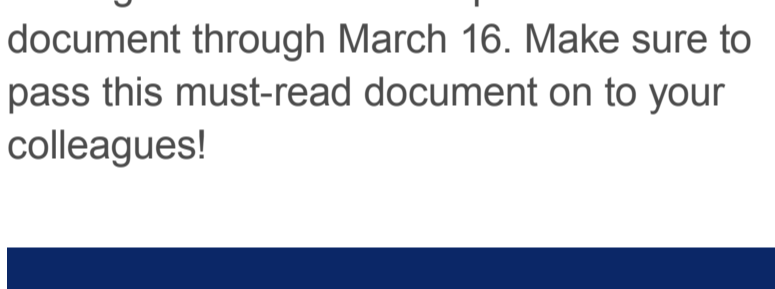
**New SOP on arterial access for interventions**

This new CIRSE standards of practice encompasses up-to-date clinical and technical notes on performing safe and appropriate arterial access for interventions. Many thanks to Dr. Erika Kashef and the entire writing group for creating this important document! We are making it available as an open access document through March 16. Make sure to pass this must-read document on to your colleagues!



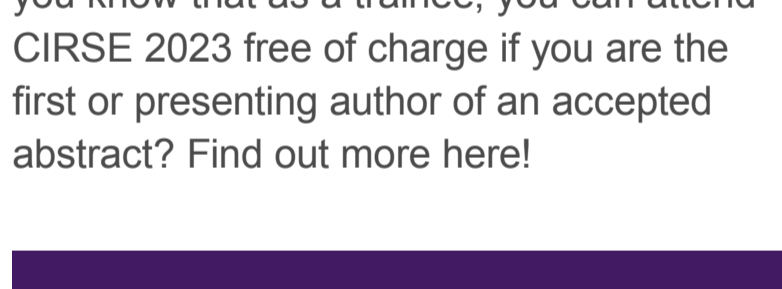
**Trainee initiatives**

The European Trainee Forum has prepared a lot of interesting content for students and trainees in 2023. Make sure to follow the ETF on social media to stay up to date on all initiatives year-round! For example, did you know that as a trainee, you can attend CIRSE 2023 free of charge if you are the first or presenting author of an accepted abstract? Find out more here!



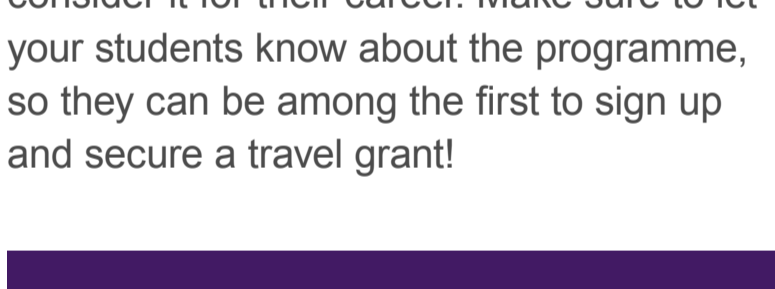
**Be inspired**

CIRSE 2023 will feature another instalment of CIRSE's student programme "be InspiRed", enabling hundreds of students from around Europe to get to know interventional radiology and be inspired to consider it for their career. Make sure to let your students know about the programme, so they can be among the first to sign up and secure a travel grant!



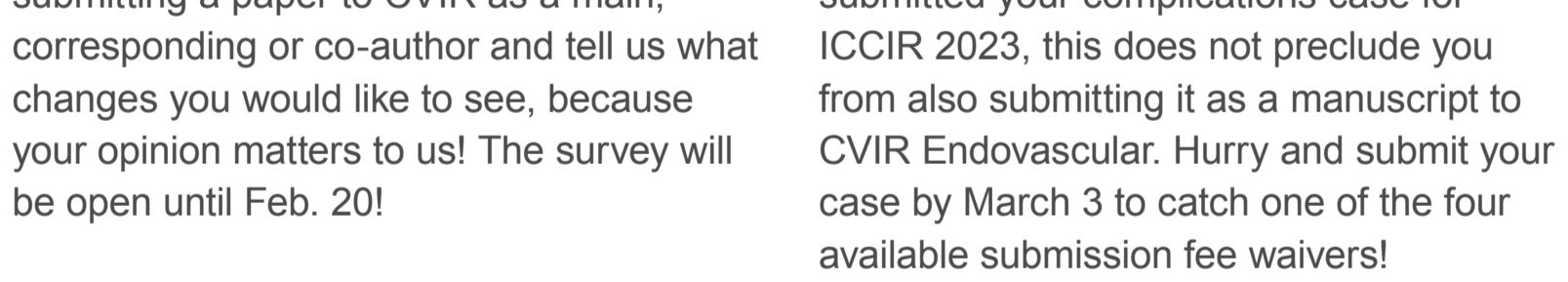
**Survey for authors**

As your experiences as contributors are essential to the success of CVIR, we invite you to participate in this anonymous survey to tell us how we can further improve. Share how you have experienced submitting a paper to CVIR as a main, corresponding or co-author and tell us what changes you would like to see, because your opinion matters to us! The survey will be open until Feb. 20!



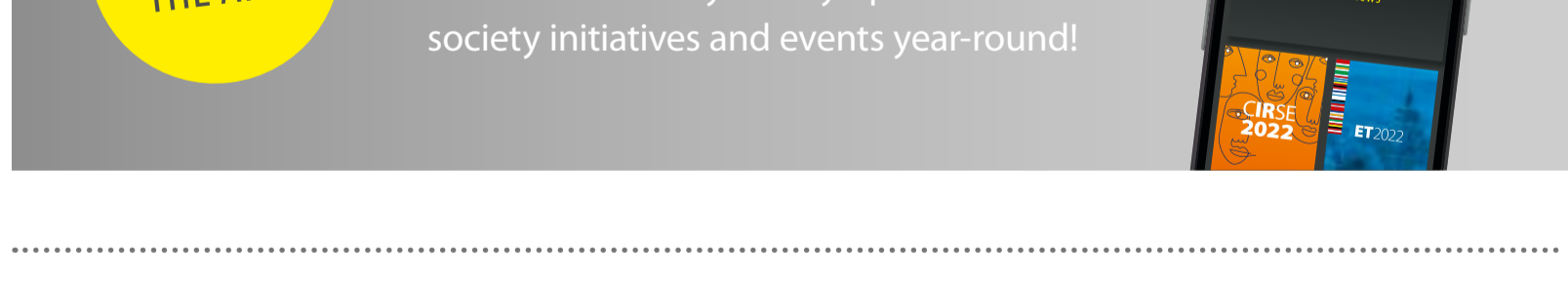
**Call for papers: complications in IR**

CVIR Endovascular is planning a special issue on complications, including topics such as the definition of complications in IR, how to register complications, and many more. Note that if you have already submitted your complications case for ICCIR 2023, this does not preclude you from also submitting it as a manuscript to CVIR Endovascular. Hurry and submit your case by March 3 to catch one of the four available submission fee waivers!



**DOWNLOAD THE APP!**

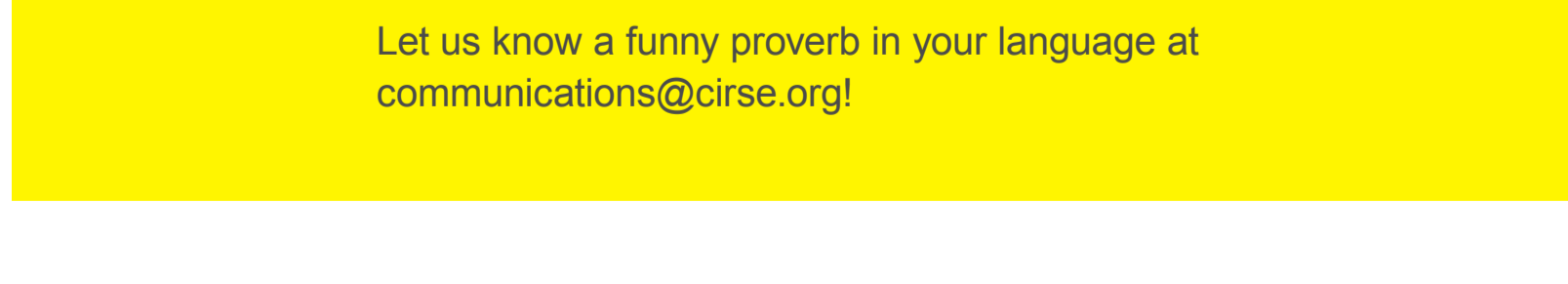
**Do you have the CIRSE app?**  
Download it today to stay up-to-date on all society initiatives and events year-round!



**Literally speaking**  
Get to know some of the funnier aspects of the many languages spoken by our members in our new segment, where we take a proverb from somewhere in the world and translate it word for word into English.

Can you guess in which language someone might tell you that you **have your eyes lined with ham?**

Let us know a funny proverb in your language at [communications@cirse.org!](mailto:communications@cirse.org)



**Let us know what matters to you!**  
If you would like to share interesting news about your institution, research project or interventional radiology in general, let us know at [communications@cirse.org!](mailto:communications@cirse.org)

**Was the content of this newsletter relevant to you?**

<input type="checkbox"/> Absolutely!	<input type="checkbox"/> Meh.
<input type="checkbox"/> Some of it.	<input type="checkbox"/> Sorry, I had nodded off.

**Literally speaking – Answer**  
“*Avere gli occhi foderati di prosciutto*” is how Italians will tell you that you cannot see something that is directly in front of you.