
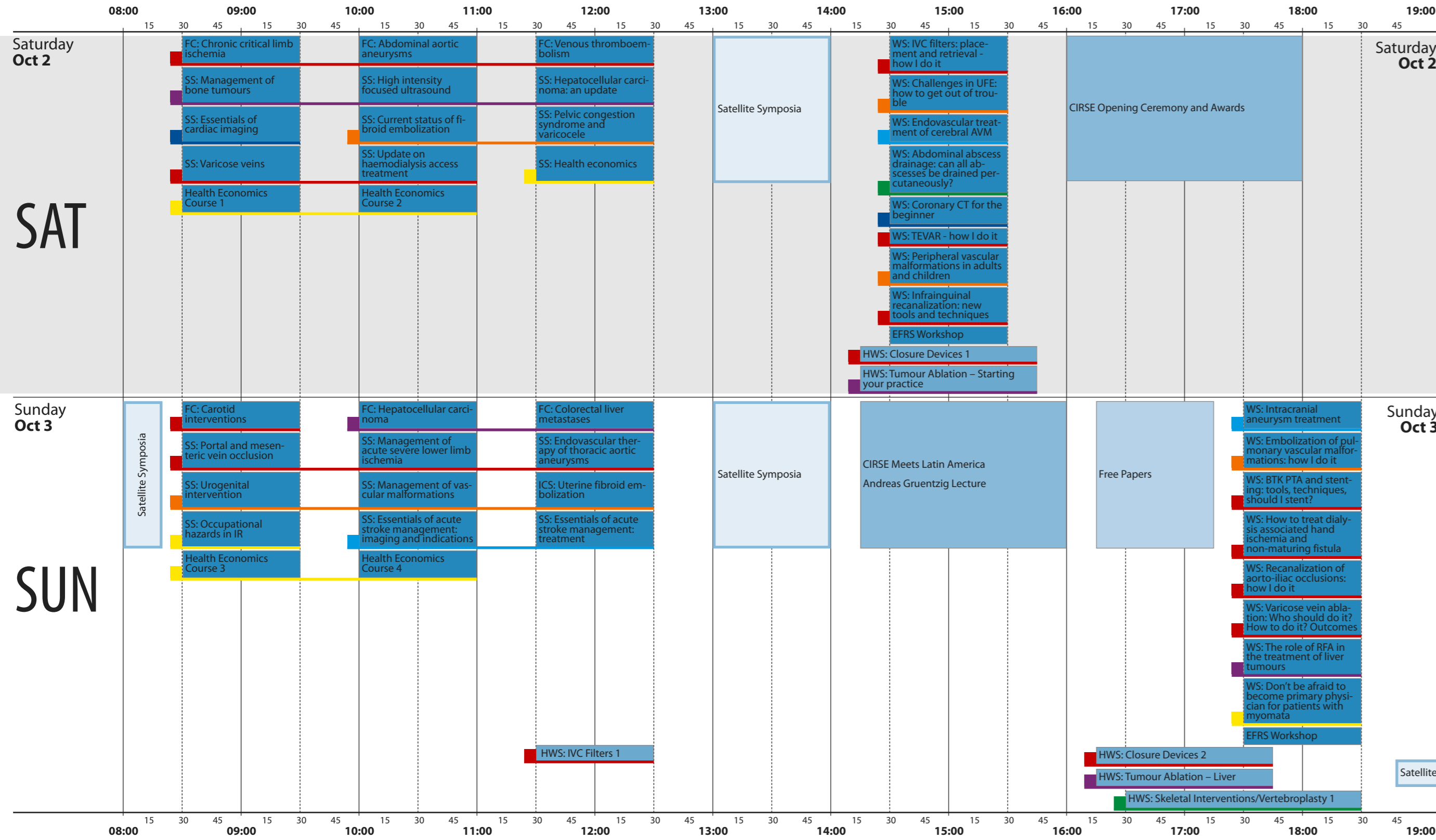


TIMETABLE AT A GLANCE

- TRANSCATHETER EMBOLIZATION
- NON-VASCULAR INTERVENTIONS
- INTERVENTIONAL ONCOLOGY
- VASCULAR INTERVENTIONS
- NEURO INTERVENTIONS
- CLINICAL PRACTICE
- IMAGING

- EFRS: European Federation of Radiographer Societies*
- ICS: Interactive Case Session*
- HWS: Hands-on Workshop*
- FC: Foundation Course*
- SS: Special Session*
- WS: Workshop*

October 2-6 Valencia, Spain CIRSE 2010



TIMETABLE AT A GLANCE

- TRANSCATHETER EMBOLIZATION
- NON-VASCULAR INTERVENTIONS
- INTERVENTIONAL ONCOLOGY
- VASCULAR INTERVENTIONS
- NEURO INTERVENTIONS
- CLINICAL PRACTICE
- IMAGING

- EFRS: European Federation of Radiographer Societies*
- ICS: Interactive Case Session*
- HWS: Hands-on Workshop*
- FC: Foundation Course*
- SS: Special Session*
- WS: Workshop*

MON
TUE
WED

100% POLYMER-FREE DRUG DELIVERY

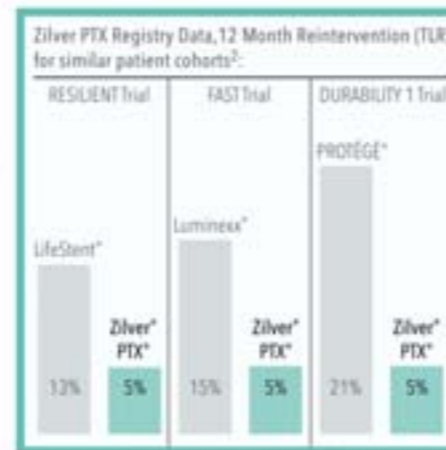
INTRODUCING:

The world's first drug-eluting SFA stent
Proven to reduce risk and reinterventions

The Zilver PTX (paclitaxel) drug-eluting stent blocks cell proliferation that can lead to restenosis, while eliminating the unnecessary polymer that may cause long-term problems. In fact, Zilver PTX has been proven to reduce reintervention¹ rates in the SFA (superficial femoral artery) by 50% when compared to other leading stents.² Now you have a tremendously powerful weapon against peripheral arterial disease.

Visit cookmedical.com/zilverptx to learn how Zilver PTX can raise your standard of care.

Cook Medical—Advancing Leg Therapies worldwide.



1. Target lesion revascularization (TLR) directly across treatment for a 50% (95% CI) within treated segment (including 2.5 times weight device of target vessel). 2. Data are from analysis of secondary results for the Zilver PTX drug-eluting peripheral stent. Presented at 2009 European Annual Meeting, June 11-14, 2009, Vienna, Austria. Data are based on lumens and segments treated with Zilver PTX. Data are based on segments treated with Zilver PTX. © Cook Medical, 2009.

COOK MEDICAL **Zilver[®] PTX[®]**
DRUG-ELUTING PERIPHERAL STENT

AORTIC INTERVENTION | CARDIOLOGY | CRITICAL CARE | ENDOSCOPY | INTERVENTIONAL RADIOLOGY | PERIPHERAL INTERVENTION | SURGERY | UROLOGY | WOMEN'S HEALTH

October 2-6
Valencia, Spain
CIRSE 2010

FOLDOUT
TIMETABLE

ALL SESSIONS
AT A GLANCE

as per February 22, 2010

SAT
SUN

